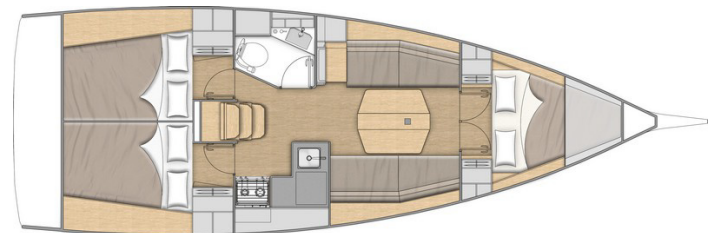
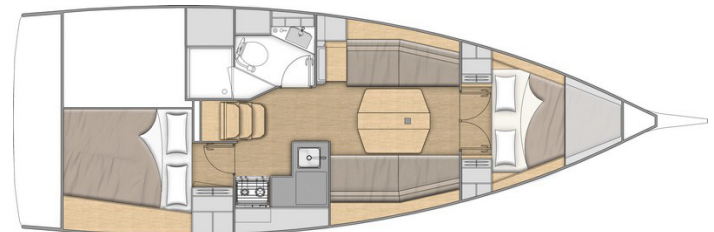




BENETEAU

Oceanis 34.1

General Equipment list - Europe



GENERAL SPECIFICATIONS

• L.O.A	10,77m	35'4"
• Hull length	9,96m	32'8"
• L.W.L.	9,50m	31'2"
• Beam	3,57m	11'9"
• Deep draft (Cast iron)	2,00m	6'7"
• Deep ballast weight	1 580kg	3,482 lbs
• Shallow draft (Cast iron)	1,50m	4'11"
• Shallow ballast weight	1 860kg	4,099 lbs
• Performance draft (Hydraulic retractable keel)	1,25 - 2,550m	4'1" - 8'4"
• Performance ballast weight	1 506kg	3,319 lbs
• Air draft (all masts), with aerial	15,57m	51'1"
• Light displacement	5 470kg	12,046 lbs
• Fuel capacity (standard)	130L	34 US Gal
• Fresh water capacity:		
- standard	231L	61 US Gal
- Option	130L	34 US Gal
• Engine power		
- standard	21 HP	21 HP
- Option	30 HP	30 HP
- Electric engine	Cruise 6.0 FP	Cruise 6.0 FP

ARCHITECTS / DESIGNERS

- Naval Architect: Marc Lombard
- Outside & interior design: Nauta Design

EC CERTIFICATION

- Category A - 6 people
- Category B - 8 people
- Category C - 10 people

STANDARD SAILS DIMENSIONS

• Classic mainsail (standard)	31,40m ²	338 sq ft
• Furling mainsail (Option)	26,20m ²	282 sq ft
• Self-tacking jib (standard)	17,10m ²	184 sq ft
• Furling genoa (106 %)	23,30m ²	251 sq ft
• Code 0	50,40m ²	542 sq ft
• Asymmetric spinnaker	80,00m ²	861 sq ft
• Classic mast:		
- I	12,82m	42'1"
- J	3,65m	12'
- P	12,66m	41'6"
- E	4,15m	13'7"
• Roller furling mast:		
- I	12,79m	42'
- J	3,65m	12'
- P	12,56m	41'2"
- E	4,50m	14'9"

PERFORMANCE SAILS (Requires standard classic mast)

• Square top mainsail	35,30m ²	380 sq ft
• Genoa (on Flatdeck furler)	27m ²	290 sq ft

seanapps

CONNECT YOUR BOAT FREE YOUR MIND



STANDARD EQUIPMENT

CONSTRUCTION

- Design in accordance with European Directive requirements and according to CE certification
- Monolithic hull design in polyester
- Monolithic structural inner moulding bonded to the hull
- Fibreglass and balsa wood sandwich contact deck, with diamond pattern non-slip coating
- Hull-deck join screwed, bonded and trimmed with 1 bulwark
- Cast iron keel fixed with bolts and stainless steel backing plates
- 2 Underhung rudders with stainless steel stock
- White coloured hull - Grey metal hull graphics

DECK EQUIPMENT

RIGGING

- Classic mast $9/10$ anodized aluminum deck stepped, 2 aft-swept spreaders - Without backstay (Selden) - Without backstay
- Anodised aluminum boom
- Discontinuous stainless steel standing rigging
- Rigid boom vang with tackle
- Self-tacking jib rigging with on-deck furler
- Mainsail stay rope on the roof (with 2 chainplates)
- 1 Self-tacking jib track with traveller
- Complete running rigging: Mainsail halyard, Genoa halyard with cleat on mast, Boom topping lift with cleat on mast, Mainsheet, 1 Self-tacking jib sheet
- 8 Clutches

WINCHES

- 1 Self-tailing winch (H35.2 STA) to port, on the roof
- 1 Aluminum winch handle
- 1 Port side halyard bag, Silver
- 1 Winch handle box

SAILS (Sail technology)

- Classic Dacron C-breeze mainsail with Silver UV protection, cross cut, semi full batten
- Self-tacking jib Dacron C-breeze with UV protection Silver, horizontal cut

MOORING LINES - MOORING

- Self-draining chain locker - Clench bolt - Hatch cover
- Single stem roller
- 6 Aluminum mooring cleats - Stainless steel chafing plate

SAFETY ON DECK

- Stainless steel pulpit 2 sections
- 2 Stainless steel pushpits
- 1 Lifebuoy support bracket
- Double guard lines and stainless steel stanchions
- Welded ring on pushpit for flag
- Emergency ladder on pushpit

COCKPIT

- Self-draining cockpit
- 1 Cockpit locker under port side bench
- 2 Lockers in cockpit bottom
- Side helm's seats (aft helm seats in trim)
- 1 Liferaft locker to aft of cockpit (Usable dimensions: 800mm x 505mm x 370mm / 2'7" x 1'8" x 1'3")
- Iro-Deck slatted cockpit benches (1,56m x 0,50m / 5'1" x 1'8")
- Polyester drop-leaf cockpit table, Stainless steel handrail
- Tilling position: Stainless steel steering wheels - 800mm diameter / 2'7" - Leather covered - Steering gear at the helm station - Steering line transmission system - Stainless steel handrail - 1 Cup holder
- Solid wood slatted helm seats
- 1 Steering compass to starboard of the companionway
- 2 Deck access points to tiller system
- 1 Emergency tiller
- Engine throttle and control panel on starboard
- 2 Hinged PMMA companionway doors - Sliding hatch made of PMMA
- 1 Fixed, telescopic stainless steel swimming ladder

SWIM PLATFORM / AFT TRANSOM (Escape Pack)

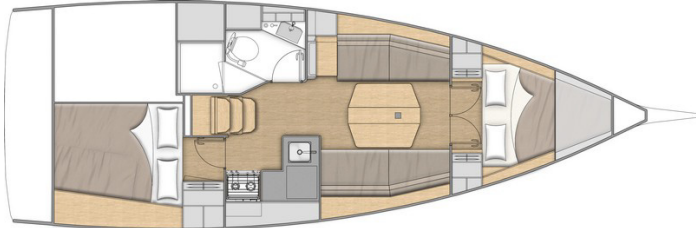
- Fully opening transom, convertible to bathing platform (2,35m x 0,70m / 7'9" x 2'4")
- Manual opening using hoist, assisted by 2 pull cylinders
- Iro-Deck slatted swim deck
- 1 Fixed, telescopic stainless steel swimming ladder



INTERIOR

- Sand oak alpi joinery
- Nordic Teak type laminated floorboards
- Saloon / cabin padding upholstery: Chalk
- Fabric interior upholstery: Noah 05
- Mattresses in the cabins, HR35kg/m3 foam

Standard version: 2 cabins + 1 head



COMPANIONWAY

- Headroom: 1,89m / 6'2"
- GRP saloon companionway coated with non-slip surface on the steps
 - 2 Stainless steel handrails covered with anthracite leather

SALOON

- Headroom: 1,90 - 1,85m / 6'3" - 6'1"
- 2 Lengthways saloon bench sets, can be used as a single berth: an extension cushion for the port side bench seat is stowed against the bulkhead under the chart table
 - Saloon table with 2 drop-leaves and 2 central top-access storage spaces. For the retractable keel version, the dimensions of the table are larger to accommodate the keel raising system
 - Storage under bench seats
 - 2 LED ceiling lights
 - 1 USB socket on the 12V electrical panel
 - 2 Panoramic roof windows
 - 2 Hull portholes with curtain
 - 1 Flush deck hatch with fan, T44, blind and mosquito net

STARBOARD GALLEY

- L-shaped galley - To starboard
Headroom: 1,85m / 6'1"
- Worktop in compact Clay with painted wooden fiddles + Compact sink cover with cutting board
 - 1 1 rectangular stainless steel sink (320mm x 300mm / 1'1" x 1')
 - 1 Mixer tap with hot/cold water under pressure
 - 1 Gas cooker 2 burners - Stainless steel oven on gimbal - Stainless steel protection handrail
 - Cool box 100 L / 26 US Gal top opening (Positive cold)
 - Storage and lockers
 - 1 Dual compartment slide-out bin (2 x 15L / 2 x 4 US Gal)
 - 1 230 V socket
 - 1 Opening porthole on coaming in the side window with mosquito net

PORT SIDE CHART TABLE

- Headroom: 1,85m / 6'1"
- Chart table with folding tray against the starboard bulkhead with shelves fitted with fiddles in the upper part
 - 12 V electrical panel nearby
 - 1 Adjustable LED spotlight
 - 1 230 V socket
 - 1 Single USB socket
 - 1 Fixed coaming window with pleated blind

OWNER'S CABIN

- Headroom: 1,86m / 6'1"
- 1 Central double bed (2,02m x 1,60m - 0,55m / 6'8" x 5'3" - 1'10")
 - 2 Hanging closets with 1 open shelf on top, open lockers along the hull
 - 2 Adjustable LED spotlights in the headboard
 - 1 dual USB port outlet on each side of the bed
 - 1 230 V socket (to port)
 - 1 Flush deck hatch with fan, T44, blind and mosquito net
 - 2 Hull portholes with curtain
 - Double door

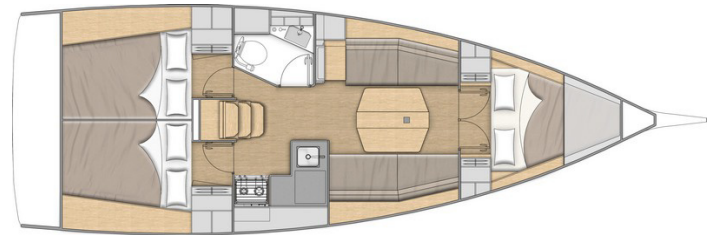
STARBOARD AFT CABIN

- Headroom: 1,80m / 5'11"
- 1 Double bed (2,00m x 1,60m x 1,30m / 6'7" x 5'3" x 4'3")
 - 1 Hanging closet with 1 open shelf on the top
 - 1 Bed access sideboard
 - 2 Adjustable LED spotlights in the headboard
 - 1 dual USB port
 - 1 230 V socket
 - 1 Opening porthole on the cockpit coaming + Mosquito screens
 - 1 Opening porthole below cockpit seat with curtain + Mosquito screen

AFT PORT SIDE HEAD

- Access through saloon
Headroom: 1,92m / 6'4"
- Shower with plexiglass door - Self-draining storage bin - 1 Mixer tap - White polyester shower base
 - 1 Manual toilet
 - 1 80 L / 21 US Gal rigid holding tank
 - 1 Polyester basin - 1 Hot/cold water mixer tap
 - 1 Cabinet
 - 1 Mirror
 - Toilet accessories
 - 1 Opening porthole in coaming
 - 2 LED ceiling lights
 - 1 230 V socket (except for 3 cabins 1 head version)

3 cabins 1 head version (Option)



The head has a shower function mixer tap

2 SYMMETRICAL AFT CABINS

- Headroom: 1,80m / 5'11"
- 1 Double bed (2,00m x 1,40m x 1,13m / 6'7" x 4'7" x 3'8")
 - 1 Hanging closet with 1 open shelf on the top
 - 1 Bed access sideboard
 - 2 Adjustable LED spotlights in the headboard
 - 1 dual USB port
 - 1 230 V socket
 - 1 Opening porthole on the cockpit coaming with curtain + Mosquito screen
 - 1 Opening porthole below cockpit seat with curtain + Mosquito screen



ENGINE

- Engine Yanmar Diesel (Propeller shaft):
 - 21 HP (standard)
 - 29 HP (Option)
- Torqeedo electric engine (Incompatible with Offshore Pack)
 - Pod Torqeedo Cruise 6.0 FP TorqLink, Fixed 5 blades propeller
 - 1 Power 48-5000 W Lithium battery
 - 1 650 W charger
 - Control on starboard console
- Engine control - Control panel in cockpit (To starboard)
- Engine compartment: Soundproofing foam - Ventilation: 2 Air intakes and 1 powered air expulsion
- 1 Alternator (12V / 125Ah)
- 1 Rotomoulded diesel tank 130 L / 34 US Gal (below aft starboard cabin berth) - Gauge on electrical panel - 1 Deck filler
- Filters: Seawater - Diesel - Water separator
- Stainless steel shaft line
- Fixed three blades propeller
- 1 Engine access through companionway (opening with 2 gas struts)
- 2 Access to side engine: Head & Aft cabin

ELECTRICITY

- 12V circuit
- 2 Pre-fittings for AGM service battery (100Ah)
- 1 Pre-fitting for AGM engine battery (50Ah)
- Battery charge display, Navicolor screen (3.5")
- 1 Power distributor
- 1 40 Amperes battery charger
- 12 V electrical panel (Fuses - Voltmeter - 1 Fuel gauge)
- 6 USB sockets
- Full 230 V system (6 Inside sockets, 1 Shore power socket)
- LED lighting: Overhead lights, Adjustable spotlight in cabins & at chart table + LED indirect lighting in saloon
- LED navigation lights: 1 Masthead light - 1 Engine navigation light - 1 Anchor light on masthead

PLUMBING

- 1 Rotomoulded freshwater tank 206 L / 54 US Gal, under berth in forward cabin
- Electrical gauge on 12 V panel
- 1 Deck filler
- Pressurised electric water pump - Expansion tank - Inline filter
- 25 L / 7 US Gal Electric water heater (engine use) below saloon starboard bench
- 1 80 L / 21 US Gal rigid holding tank
- 1 Electric bilge pump - 1 Manual bilge pump
- 1 Electric shower drain pump

GAS

- Gas cylinder locker - starboard aft cockpit
- Regulator and safety tap
- Gas leak detector

SMART BOARD

"SEANAPPS" smart technology:

- For monitoring the boat's status and receiving alerts as well as maintenance advice via the associated mobile application.
- The type of information collected (GPS position, batteries, engine info, navigation data, etc.) varies according to the boat's configuration.

seanapps

CONNECT YOUR BOAT FREE YOUR MIND

MISCELLANEOUS ITEMS

- Smoke detector
- Cleaning kit: eco-friendly cleaning products kit



PACKS

ELECTRONICS PACKS: RAYMARINE

	COASTAL	OFFSHORE
<ul style="list-style-type: none"> • 1 i70s display, to starboard from the companionway • i70s Sensor (Log, Speedometer, Temperature) • Wind Sensor (Windvane, Anemometer) • Windex Windvane 	<ul style="list-style-type: none"> ▪ ▪ ▪ ▪ 	<ul style="list-style-type: none"> ▪ ▪ ▪ ▪
<ul style="list-style-type: none"> • Starboard helmstation: <ul style="list-style-type: none"> - 1 Steering console - 1 7" Axiom + multi-function touchscreen (GPS, Chart plotter, Card reader - Navionics®+ Blank cartography included) - <i>The i70s display moves to the port side</i> - 1 Console cover, Silver • P70s autopilot + control (to port) • Chart table: RAY73 VHF, AIS receiver function 		<ul style="list-style-type: none"> ▪ ▪ ▪ ▪

RIGGING PACKS (Incompatible with First Line Pack)

	DOWNWIND	UPWIND	DOWNWIND + UPWIND
<ul style="list-style-type: none"> • 1 Starboard manual (H35.2 STA) rigging winch + Silver halyard bag • Polyester bowsprit with integrated anchoring gear and bobstay (for Code 0 and asymmetric spinnaker) • Asymmetrical spinnaker rigging / Code 0 (sheets, Blocks, Halyards) • Additional jammers (on the roof for the halyard or on the coaming for the Genoa sheet, depending on the pack) • Rigging run back to cockpit (except boom topping lift) • 2 Manual (H40.2 STA) genoa sheet winches + Aluminum "Speed Grip" winch handle + Winch handle box • Genoa sheet 3D adjustment rings on the roof (replacing the self-tacking jib track and the traveller) • Genoa sheet on furler, high resistance Dacron (to replace the standard self-tacking jib) 	<ul style="list-style-type: none"> ▪ ▪ ▪ 1 Triple jammer, on starboard roof ▪ ▪ 	<ul style="list-style-type: none"> ▪ ▪ ▪ 2 Double jammers, in coaming (1 to port, 1 To starboard) ▪ ▪ 	<ul style="list-style-type: none"> ▪ ▪ ▪ 2 Double jammers, in coaming + 1 Single clutch, on the coachroof ▪ ▪

IN-MAST FURLER PACK

- The standard Dacron C-breeze self-tacking jib is retained.
- Anodised aluminium ⁹/₁₀th in-mast furler (Selden), 2 sets of spreader bars
 - Dacron C-breeze cross-cut mainsail

PERFORMANCE PACK

FIRST LINE ALU PACK (incompatible with the rigging packs)

- Requires standard classic mast and a trim level
- Boast supplied without sail - Performance sails optional
- Polyester bowsprit with integrated anchoring gear and bobstay (for Code 0 and asymmetric spinnaker)
 - Flatdeck genoa furler
 - Additional jammers: 1 Double jammer on coaming to port and starboard for mainsail sheet, genoa sheet, adjustment of Genoa sheet traveller (control line) + 1 Triple jammer on the roof for spinnaker halyard/code 0
 - Performance, Punch, Dyneema core running rigging (Halyards: Mainsail, Genoa, Code 0, Asymmetric spinnaker)
 - Genoa sheet 3D adjustment rings on the roof
 - Asymmetrical spinnaker rigging / Code 0 (sheets, Blocks, Halyards)
 - German system (Two-way mainsheet at the helm station)
 - 1 Starboard manual (H35.2 STA) rigging winch + Silver halyard bag
 - 2 Manual (H40.2 STA) genoa sheet winches + Aluminum "Speed Grip" winch handle + Winch handle box
 - Performance hull decoration

ESCAPE PACK

- 1 000 W Electric windlass - Remote control
- Slatted Iro-Deck aft platform with (manual opening), 1 Retractable stainless steel swimming ladder
- "Luxe" polyester/wood cockpit table, Stainless steel handrail, 1 Waterproof USB socket for charging smartphone or using LED lighting (lighting not supplied), Central storage (15L / 4 US Gal), Cup holders
- Cockpit shower (hot/cold water)
- Side gate openings
- HIFI: Fusion RA210 stereo + interior loudspeakers + Waterproof loudspeakers



OPTIONS

HULL - DECK - COCKPIT

- Pearl grey gel-coat
- Iro-Deck slatted cockpit floor
- "Luxe" polyester cockpit table (Requires the pack Escape: replacing the polyester/wood "Luxe" table)
- Cover for "Luxe" cockpit table (Silver)
- Steering wheels covers (Silver)
- "Luxe" coachroof sprayhood (Silver)
- "Luxe" bimini (Silver)
- Cockpit seats Dolce 51
- 12 V tunnel bow thruster (Side Power) + Pre-fitting for batteries (50Ah - 12V)
- 2 Mooring cleats on transom
- 3 folding blades propeller
- Mooring kit:
 - Delta 16 kg/32 lbs anchor (galvanized steel)
 - Chain (Diameter: 10mm / $\frac{3}{8}$ " - Length: 28m / 92')
 - Line (Diameter: 18mm / $\frac{11}{16}$ " - Length: 40m / 131')
 - 6 Fenders - M (Diameter: 200mm / 8" - Length: 635mm / 2'1")
 - 4 Moorings lines (Diameter: 16mm / $\frac{5}{8}$ " - Length: 12m / 39'4")
- Electric windlass (1 000 W) - Remote control
- Windlass control in cockpit with chain counter
- Outboard engine bracket
- Shore fresh water supply
- Stand + support plates on the hull (option required for grounding the retractable keel version)

NAVIGATION ELECTRONICS: RAYMARINE

- 1 9" Axiom+ screen on starboard console in lieu of 7"
- S100 Wireless autopilot remote control
- 700 AIS

RIGGING - SAILS

- Performance sail pack (Requires the pack First Line Alu): High resistance Dacron square-topped mainsail, 4 battens, Silver UV protection, cross cut + Genoa sheet on Flatdeck furler, high resistance Dacron, Silver UV protection, cross cut
- Code 0 on furler for mast with in-mast furling or classic mast, Lamine 15 Optic 2 (Light grey) - implies pack Downwind or First Line pack
- Silver colour Lazy bag + Lazy-jacks
- Self-tacking jib rigging (track and traveller) - implies pack Upwind or Upwind & Downwind pack

WINCHES

- 1 Port electric primary winch (H35.2 STAEH), in lieu of standard

INTERIOR EQUIPMENT

LAYOUT VERSIONS

- 2 cabins 1 head version
- 3 cabins 1 head version

AMBIANCE

- Brown oak laminated floors
- Interior upholstery according to colour chart
- Saloon / cabin padding upholstery: Glacier
- Companionway steps made from mixed wood on floor

ON BOARD COMFORT EQUIPMENT

- Saloon table upgrade: solid Alpi wood around the edge (Not compatible with swing keel version)
- Sea water foot pump, in galley (with cool box drainage function)
- Additional fresh water tank (130L / 34 US Gal) below aft port side cabin bed
- 16 000 BTU air conditioning full boat (only for use via shore power supply) - Not compatible with 3 cabin version
- 8 000 BTU air conditioning saloon and front cabin (only for use via shore power supply)
- Forced air heating fuel
- 1 12V / 230V inverter - 2 000 W
- Quiet Flush seawater electric toilet
- Shore fresh water supply
- Tableware kit - 6 people
- Fans in the saloon and cabins